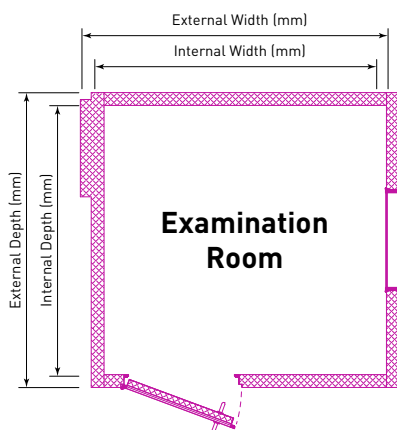
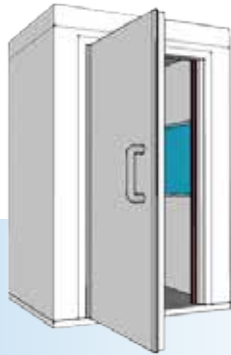


# IAC Acoustics 40a Series Single Wall Audiometric Rooms

IAC Acoustics A/S  
T: +45 36 77 88 00  
E: mail@iac-nordic.dk  
www.iac-nordic.dk



Model	Internal Dimensions (mm)			External Dimensions (mm)			Room Weight (kg)
	Width	Depth	Height	Width	Depth	Height	
40a-1	1066	864	1995	1270	1068	2197	740
40a-2	1320	1067	1995	1524	1271	2197	930
40a-2.5	1066	1880	1995	1270	2084	2197	1164
40a-3	2031	1067	1995	2235	1271	2197	1227
40a-4	2133	1422	1995	2337	1626	2147	1483
40a-5	1879	1880	1995	2083	2084	2147	1610
40a-5.5	1930	2286	1995	2134	2490	2147	1859
40a-6	2133	2134	1995	2337	2338	2147	1893
40a-7	2133	2286	1995	2337	2490	2147	1981
40a-7.5	1930	2540	1995	2134	2744	2147	1998
40a-8	2133	2642	1995	2337	2846	2147	2185
40a-9	2133	2997	1995	2337	3201	2147	2390
40a-10	2488	2642	1995	2692	2846	2147	2416
40a-11	2590	2591	1995	2794	2795	2147	2450
40a-12	2488	2997	1995	2692	3201	2147	2639
40a-13	2844	2997	1995	3048	3201	2147	2889
40a-13.5	2641	3404	1995	2845	3608	2147	3011
40a-14	3200	2997	1995	3404	3201	2147	3138
40a-2-se	1220	1016	1995	1424	1220	2197	866

## Room Details

The IAC 40a series is a range of single-walled booths for individual or multiple occupancy.

- **Door Opening:** 838mm wide x 1857mm high
- **Window Clear View:** 750mm wide x 600mm high
- **Ventilation:** Models 40a-1 and 40a-2 have a ventilation system built into the roof panel. For Models 40a-3 to 40a-6 a further 370mm should be added to the height, width or depth of the booth, depending on the preferred location of the ventilation system

## Noise Reduction & Sound Absorption

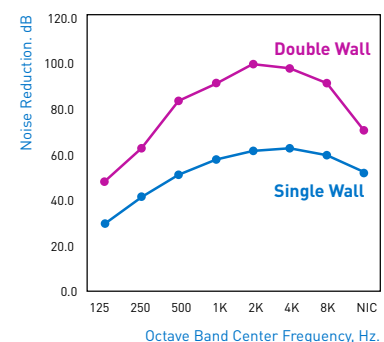
**Noise Reduction\*:** The minimum allowable noise reduction of completely assembled rooms, as tested in accordance with ASTM Standards in a recognised independent and approved laboratory, as shown in the table below.

**Sound Absorption:** The composite sheet metal and sound absorbing assembly shall have a sound absorption coefficient based on laboratory tests in accordance with ASTM C423-77 as shown in the table below.

	Octave Band Centre Frequency (Hz)							NIC
	125	250	500	1k	2k	4k	8k	
Noise Reduction (dB) for Single Wall Booths	25	37	48	55	59	61	62	50
Sound Absorption Coefficient	0.49	0.37	0.83	0.96	0.99	1.00	-	

Noise-reduction measurements shall be made in accordance with the following ASTM Designations: E596 and, where applicable, portions of E90 and E336.

\* Defined as the measured difference between the sound pressure levels in a reverberant room, outside the booth and inside the booth.



making the world a quieter place

# IAC Acoustics 40a Series

## Specification

IAC Acoustics A/S  
 T: +45 36 77 88 00  
 E: mail@iac-nordic.dk  
 www.iac-nordic.dk

### Roof & Wall Construction

Roofs and walls are constructed from standard IAC Noise-Lock® 2 acoustic panels, 102mm thick. Average weights are no less than 50kg/m<sup>2</sup>.

### Floor Construction

IAC Acousti-flote™ floors shall be 50mm high and structurally reinforced. All floors are carpeted. Average weights are no less than 90kg/m<sup>2</sup>. Floors float on properly loaded vibration isolators rated for a natural frequency of 6.5Hz for maximum elimination of structural noise.

### Acoustic Infill

Floor, wall, door and roof panels shall be sound retardant, absorbing, inert, mildew resistant and vermin proof. Heat transfer factor shall be no more than 0.397W/m<sup>2</sup>°C.

### Door Construction

IAC Noise-lock®, flush fitting doors with twin magnetic seals, cam lift hinges and pull handles shall be provided with a clear opening of 838mm wide x 1857mm high.

### Wall & Roof Panel 'H' Joiners

Wall and roof panels shall be acoustically and structurally joined together by IAC 'H' joiners, to maintain the acoustic integrity of the booth.

### Window Construction

Windows shall be 750mm x 600mm (sizes may vary in some orientations), using sealed double glazed assemblies within profiled steel frames.

### Jack Panel

Jack panel comprising of nine 6.4mm three-pole jack sockets and one Type A USB connector shall be provided below the window. The panel shall be designed and installed to preserve the acoustic integrity of the booth.

### Electrical

All booths are provided with lighting operated from an adjacent switch. A separate switch will control the ventilation system. Power operation 240 volt, 50Hz. (All cable supplied by others).

### Ventilation

All models shall have the ventilation system roof or wall mounted and be operated in conjunction with special ventilation panels. A further 370mm should be added to the height, width or depth of the booth, depending on the location of the system.

### Finish

All booths are supplied in a factory finish polyester powder coated condition. Colour: RAL 9002 (grey/white). All floors are covered in an anti-static carpet, colour: Light blue.

### Optional Extras (additional costs apply)

- Acoustic double glazed vision panel within door (150mm x 600mm high)
- Emergency light pack
- Internal power sockets
- RF and electrostatic shielding
- Fabric covering to internal walls
- Special connection panels, cut-outs
- Increased clear opening width doors (where possible)
- One-way window viewing film
- High frequency fluorescent lights
- Additional colour options are available for all panels and doors
- Power filters